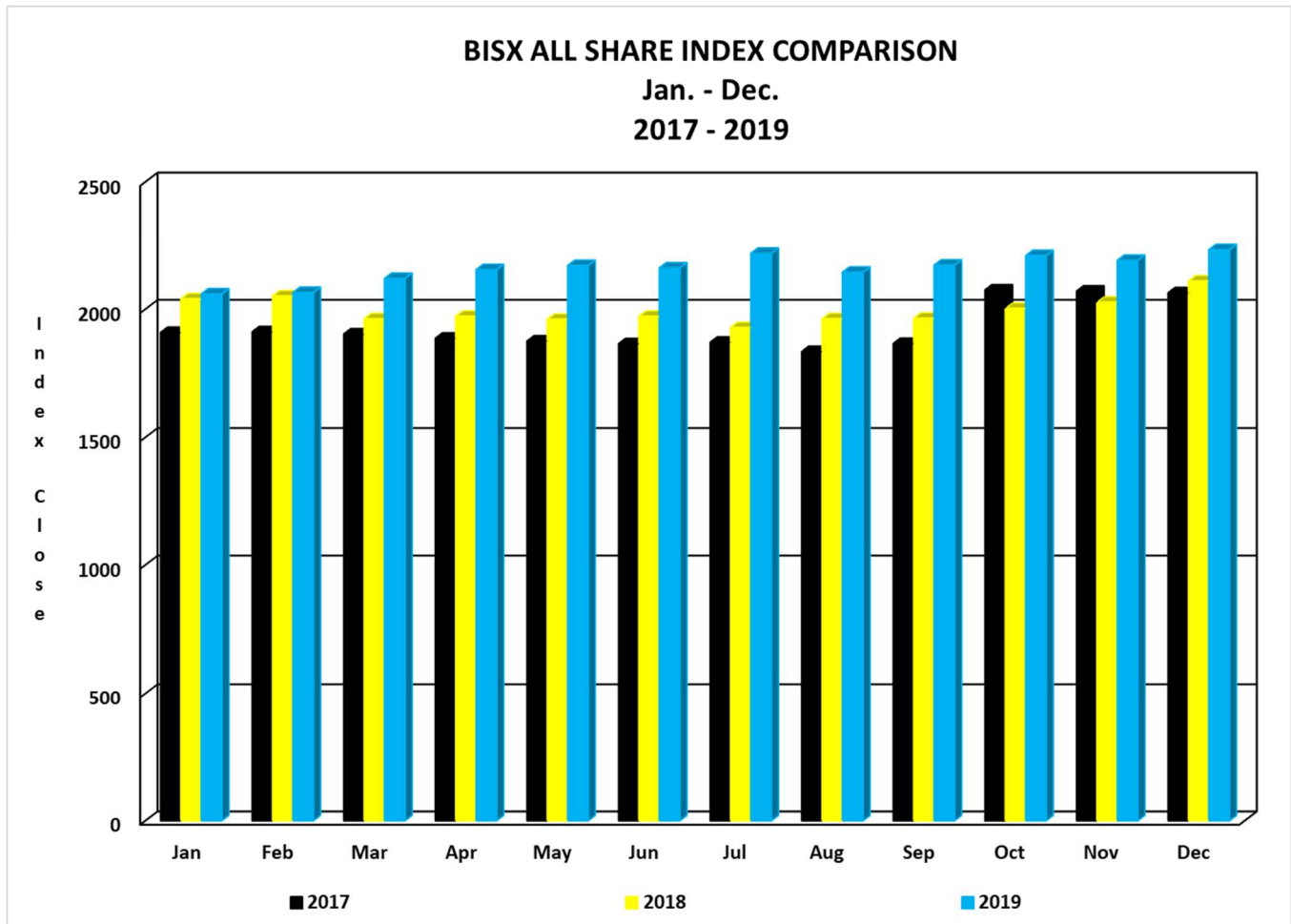


FOR IMMEDIATE PUBLICATION

JANUARY TO DECEMBER 2019 STATISTICAL REPORT



BISX is pleased to announce its BISX All-Share Index and trading statistics for the twelve-month period ending December 31, 2019 with comparison to the same period of 2018.

BISX ALL SHARE INDEX

For the twelve-month period ending December 31, 2019 the BISX All-Share Index closed at 2,231.60. This represents a year to date increase of 122.19 or 5.79%. By comparison for the twelve-month period ending December 31, 2018 the BISX All-Share Index closed at 2,109.45. That increase was a year to date increase of 45.88 or 2.22%. The BISX All-Share Index is a market capitalization weighted index comprised of all primary market listings excluding debt securities.



Bahamas International Securities Exchange

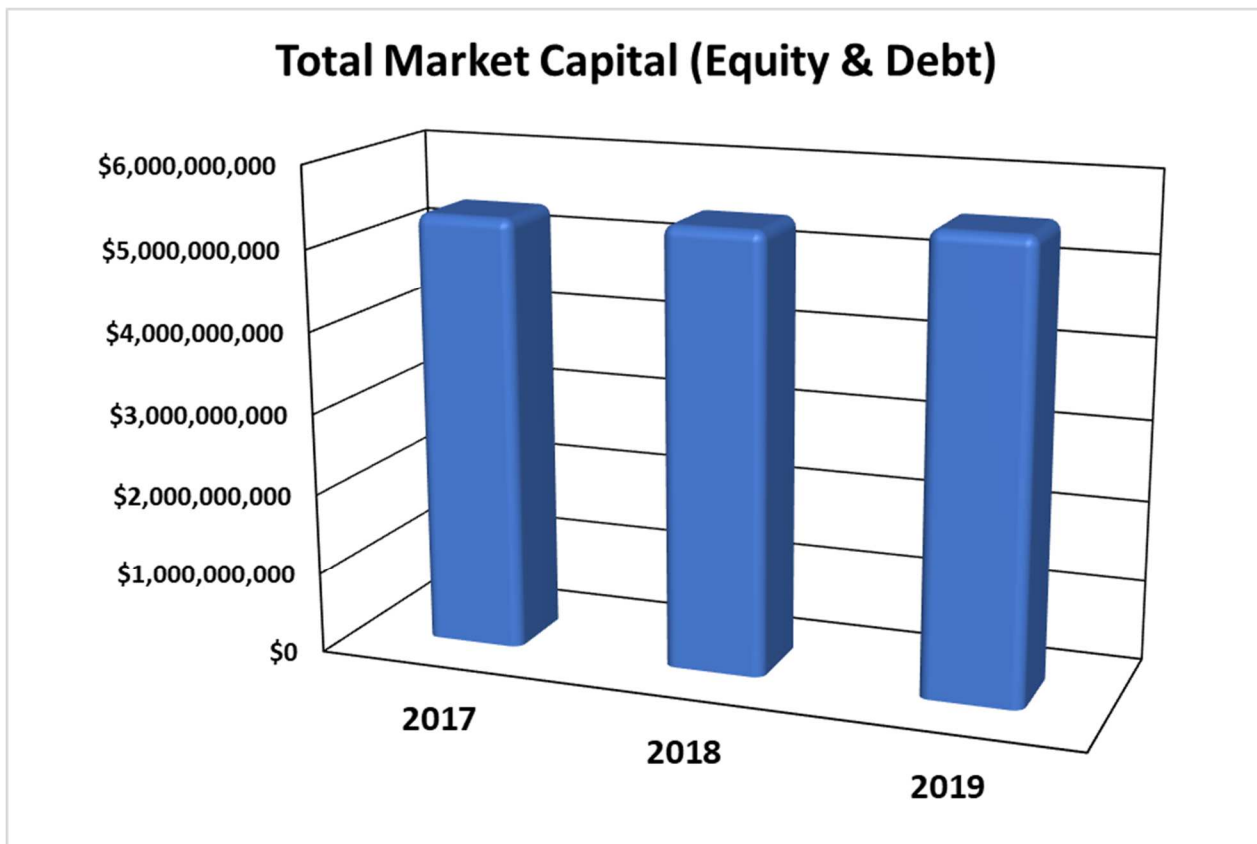
Bahamas International Securities Exchange
 Suite 201 Centre of Commerce
 British Colonial Hilton, Bay Street
 P. O. Box EE-15672, Nassau, Bahamas

Telephone: (242) 323-2330 Facsimile: (242) 323-2320
 Email: info@bisxbahamas.com Website: www.biisxbahamas.com

As at December 31, 2019 the market was comprised of 19 ordinary shares with a market capitalization of \$4.77 Billion. In addition, there were 7 preference shares with a market capitalization of \$244 Million and 12 bonds with a face value of \$507 Million.

MARKET CAPITAL

Over the 3-year period 2017 to 2019, the market value of all securities listed on BISX has shown an increase from 2017 to 2019 as indicated by the chart below:



Year	Market Cap (Ordinary and Preference Shares)	Market Cap (Debt)	Total
2017	\$4,762,101,989.38	\$579,000,000	\$5,341,101,989.38
2018	\$4,811,599,499.44	\$579,000,000	\$5,390,599,499.44
2019	\$5,024,396,555.02	\$507,000,000	\$5,531,396,555.02



Bahamas International Securities Exchange

Bahamas International Securities Exchange
Suite 201 Centre of Commerce
British Colonial Hilton, Bay Street
P. O. Box EE-15672, Nassau, Bahamas

Telephone: (242) 323-2330 Facsimile: (242) 323-2320
Email: info@bisxbahamas.com Website: www.biisxbahamas.com

COMPARISON OF BISX ALL SHARE INDEX TO INTERNATIONAL INDICES

Over the 12-month period January 2 to December 31, 2019, some international equity markets have experienced decreases as indicated by the chart below:

Closing Date	MSCI Emerging Market Index[1]	S&P 500 Index[2]	FTSE 100 Index[3]	BISX All Share Index
January 2, 2019	955.66	2,510.03	6,734.20	2109.41
December 31, 2019	1,114.66	3,230.78	7,542.40	2231.60
Percentage Change (+/-)	16.64%	28.71%	12.00%	5.79%

TRADING VOLUMES AND VALUES

Trading volume for the twelve-month period January 2, 2019 to December 31, 2019 was 8,853,345 shares for a value of \$42,745,590.47. Trading volume for the twelve-month period January 2, 2018 to December 31, 2018 was 8,519,711 shares for a value of \$41,832,862.36.

Trading volume for the three-month period October 1 to December 31, 2019 was 2,919,089 shares for a value of \$13,818,345.31. By comparison, for the three-month period from October 1 to December 31, 2018 was 1,308,443 shares for a value of \$6,352,247.50.

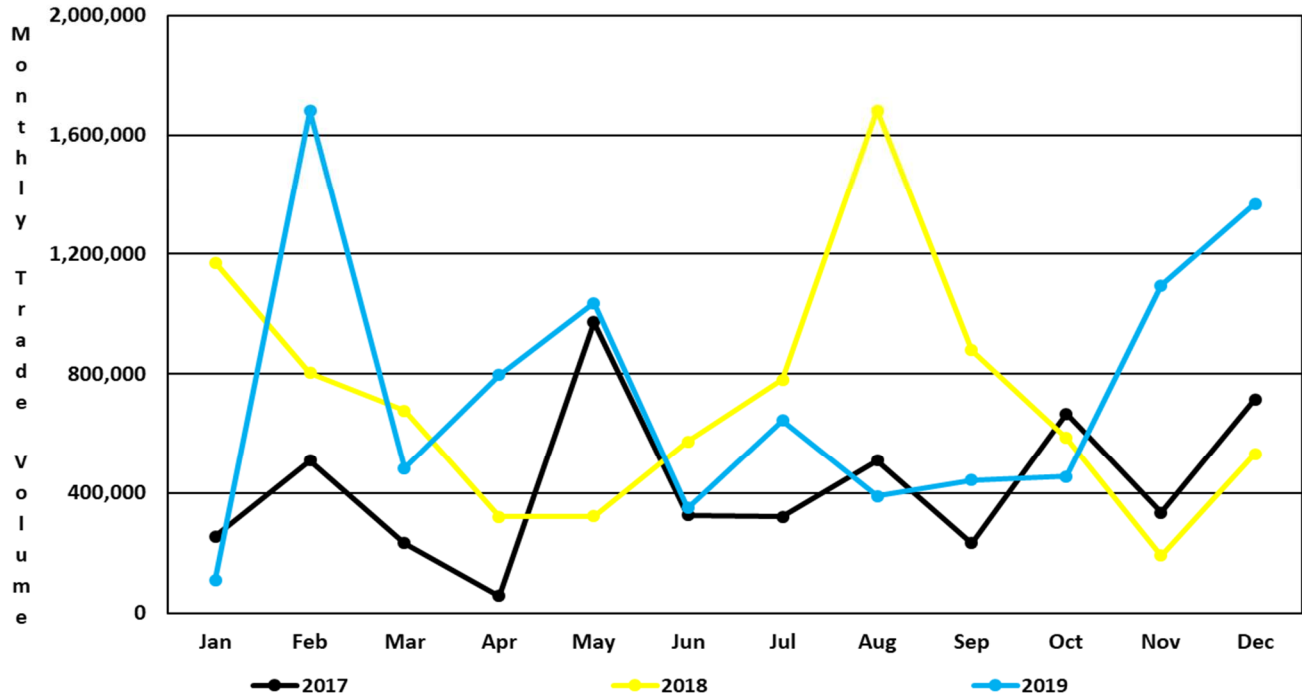


Bahamas International Securities Exchange

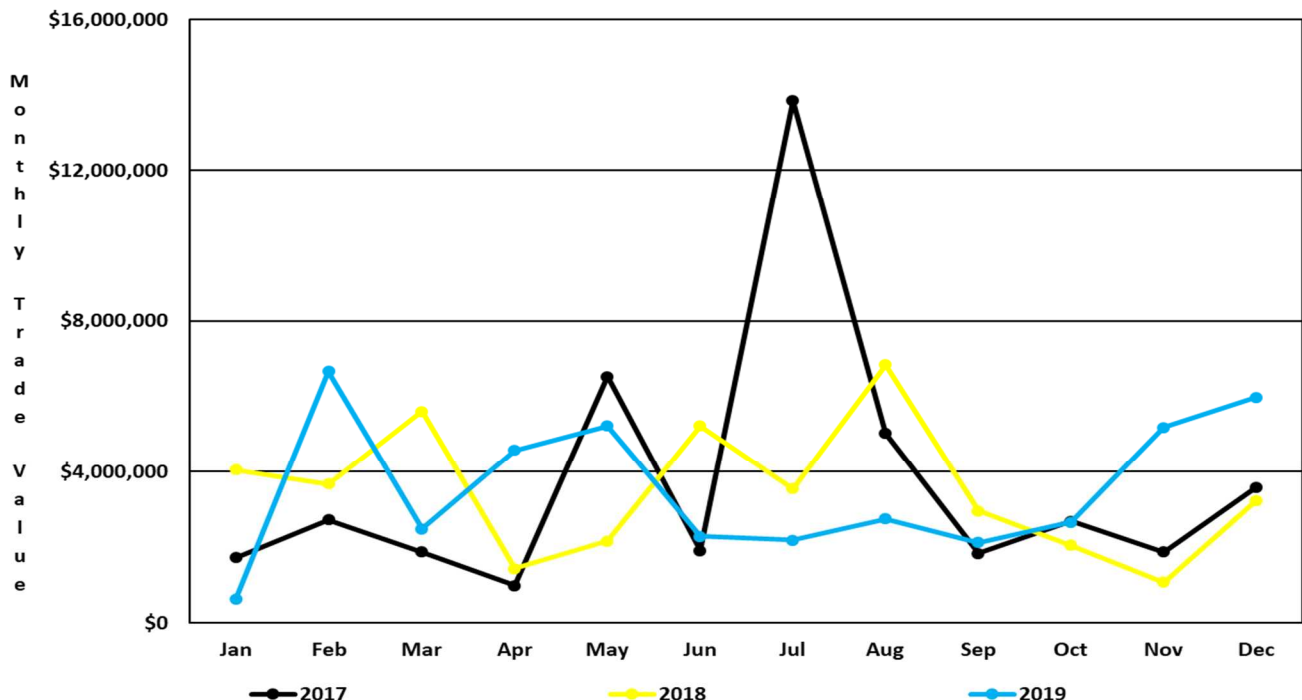
Bahamas International Securities Exchange
 Suite 201 Centre of Commerce
 British Colonial Hilton, Bay Street
 P. O. Box EE-15672, Nassau, Bahamas

Telephone: (242) 323-2330 Facsimile: (242) 323-2320
 Email: info@bisxbahamas.com Website: www.biisxbahamas.com

12 MONTH TRADE VOLUME COMPARISON



12 MONTH TRADE VALUE COMPARISON





Bahamas International Securities Exchange

Bahamas International Securities Exchange
 Suite 201 Centre of Commerce
 British Colonial Hilton, Bay Street
 P. O. Box EE-15672, Nassau, Bahamas

Telephone: (242) 323-2330 Facsimile: (242) 323-2320
 Email: info@bisxbahamas.com Website: www.biisxbahamas.com

AVERAGE DAILY VOLUME AND VALUE

For the twelve-month period ending December 31, 2019, the average daily trading volume was 35,627 shares which resulted in an average daily trading value of \$172,306.98. By comparison for the twelve-month period December 31, 2018 the average daily trading volume was 34,150 shares for an average value of \$167,596.14.

During the three-month period from October 1, 2019 to December 31, 2019, the average volume per trading day was 47,091 shares for a value of \$222,165.15. By comparison, for the three-month period from October 1, 2018 to December 29, 2018, the average volume per trading day was 21,097 shares for an average value of \$103,981.84.

Month	Avg. volume / trading day (2019)	Avg. volume / trading day (2018)	Avg. value / trading day (2019)	Avg. value / trading day (2018)
January	5,004	58,558	\$28,712.56	\$202,375.74
February	84,017	40,150	\$333,406.22	\$183,424.04
March	22,979	30,768	\$118,498.46	\$254,895.27
April	39,833	16,050	\$228,640.46	\$71,823.60
May	45,092	14,662	\$227,158.00	\$98,170.04
June	19,409	28,677	\$126,839.29	\$260,694.74
July	29,284	37,204	\$99,220.37	\$168,933.27
August	19,487	76,509	\$137,393.53	\$310,693.70
September	21,150	43,931	\$101,319.40	\$148,197.78
October	20,740	26,592	\$120,914.33	\$92,984.30
November	52,149	8,716	\$246,607.89	\$48,776.57
December	68,383	27,982	\$298,973.23	\$170,184.65
Average for period	35,627	34,150	\$172,306.98	\$167,596.14



Bahamas International Securities Exchange

Bahamas International Securities Exchange
Suite 201 Centre of Commerce
British Colonial Hilton, Bay Street
P. O. Box EE-15672, Nassau, Bahamas

Telephone: (242) 323-2330 Facsimile: (242) 323-2320
Email: info@bisxbahamas.com Website: www.biisxbahamas.com

SHARE VOLUME AND VALUE LEADERS (TWELVE MONTH PERIOD)

The top five share volume leaders on BISX for the twelve-month period January 2, 2019 to December 31, 2019 with their contribution to total traded volume displayed as a percentage were:

SYMBOL	TRADE VOLUME	% OF VOLUME
CBL	2,793,770	31.6%
FCL	2,126,469	24.0%
AML	801,842	9.1%
CAB	737,801	8.3%
DHS	520,772	5.9%

The top five share value leaders for the twelve-month period January 2, 2019 to December 31, 2019 with their contribution to total traded value displayed as a percentage were:

SYMBOL	TRADE VALUE	% OF TRADE VALUE
CBL	\$12,016,478	28.1%
FCL	\$6,977,650	16.3%
FBB	\$5,211,044	12.2%
AML	\$3,060,669	7.2%
CAB	\$2,288,126	5.4%

SHARE VOLUME AND VALUE LEADERS (THREE MONTH PERIOD)

The top five share volume leaders on BISX for the three-month period October 1, 2019 to December 31, 2019 with their contribution to total traded volume displayed as a percentage were:

SYMBOL	TRADE VOLUME	% OF VOLUME
CBL	938,897	32.2%
FCL	809,328	27.7%
AML	345,650	11.8%
DHS	285,390	9.8%
CAB	176,063	6.0%



Bahamas International Securities Exchange

Bahamas International Securities Exchange
Suite 201 Centre of Commerce
British Colonial Hilton, Bay Street
P. O. Box EE-15672, Nassau, Bahamas

Telephone: (242) 323-2330 **Facsimile:** (242) 323-2320
Email: info@bisxbahamas.com **Website:** www.bisxbahamas.com

The top five share value leaders for the three-month period October 1, 2019 to December 31, 2019 with their contribution to total traded value displayed as a percentage were:

SYMBOL	TRADE VALUE	% OF TRADE VALUE
CBL	\$3,925,594.04	28.4%
FCL	\$2,692,465.62	19.5%
FBB	\$1,364,349.80	9.9%
AML	\$1,233,455.00	8.9%
DHS	\$1,136,567.90	8.2%

For Additional Information Contact:

Elude Michel-Sturup
Tel: 242-323-2330
Fax: 242-323-2320
Email: info@bisxbahamas.com